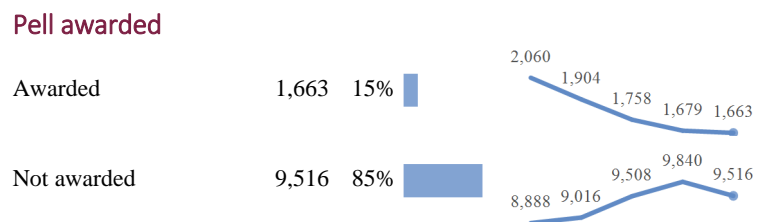
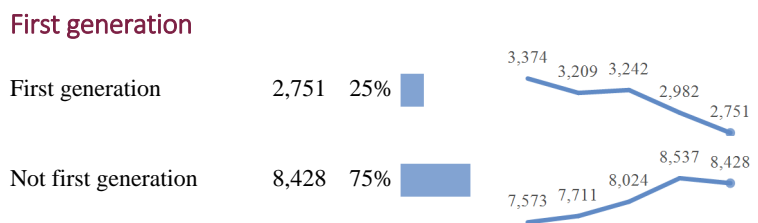
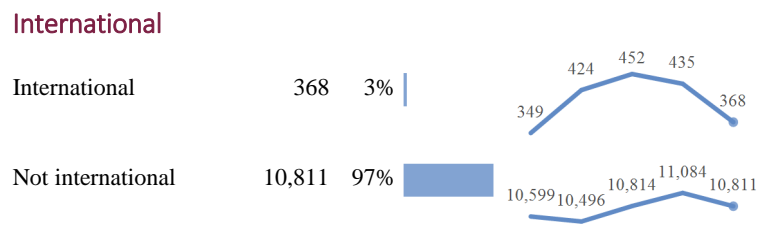
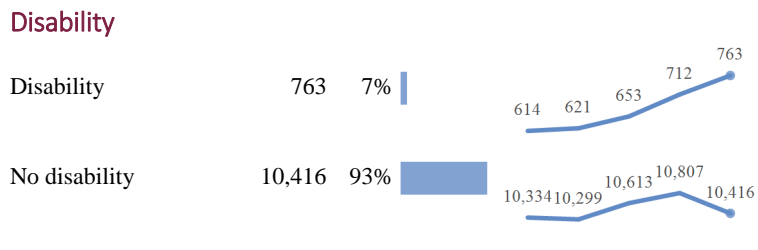
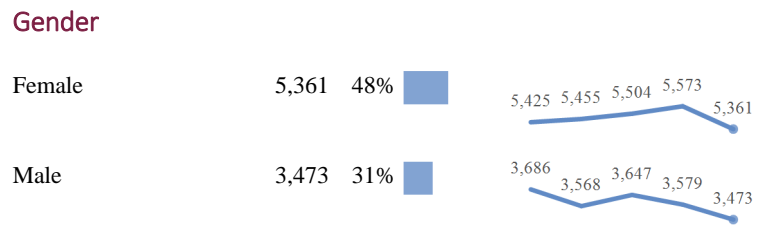
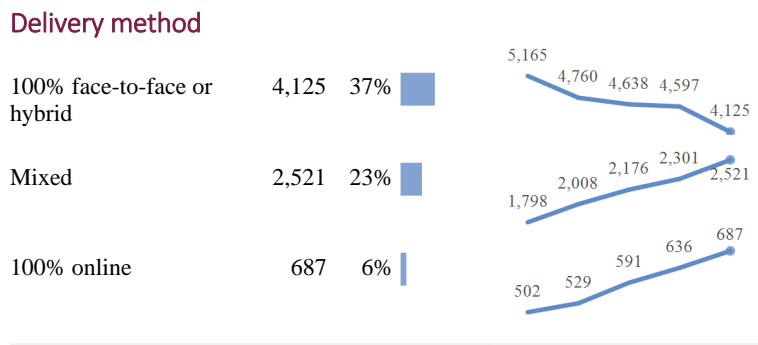
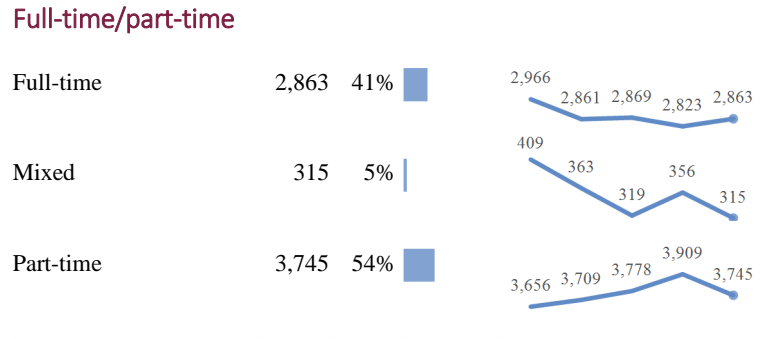
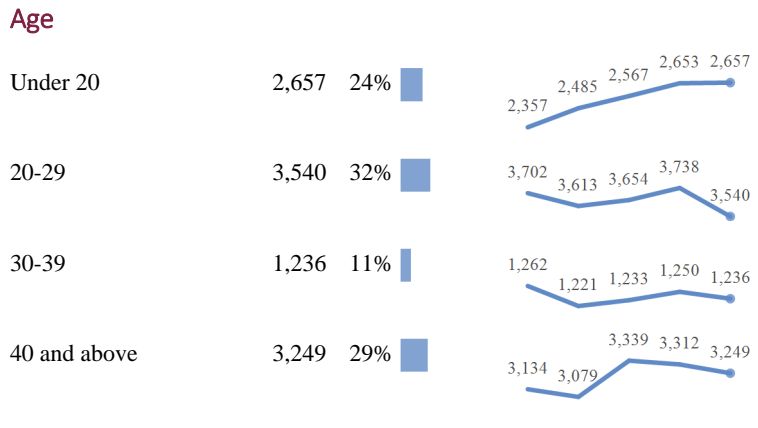
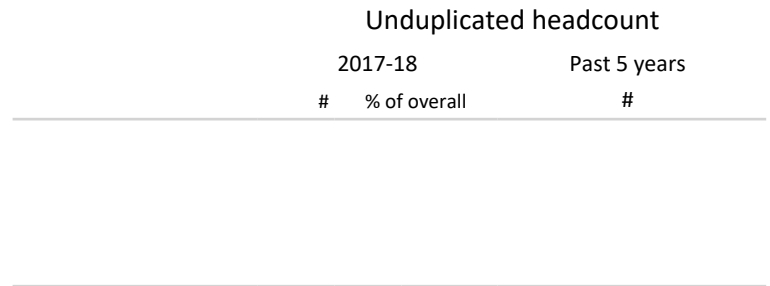
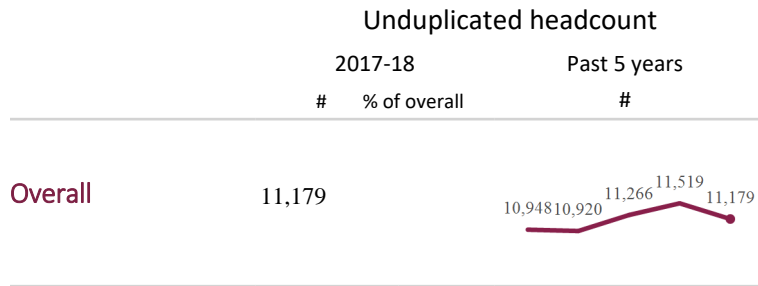


# 2017-18 WCC Enrollment: Unduplicated Headcount (all students)

In 2017-18, 11,179 students attended WCC (all funding sources). The horizontal bars below show unduplicated headcounts for specific groups in 2017-18, and the line graphs show how headcounts have changed over the past 5 years for each group.

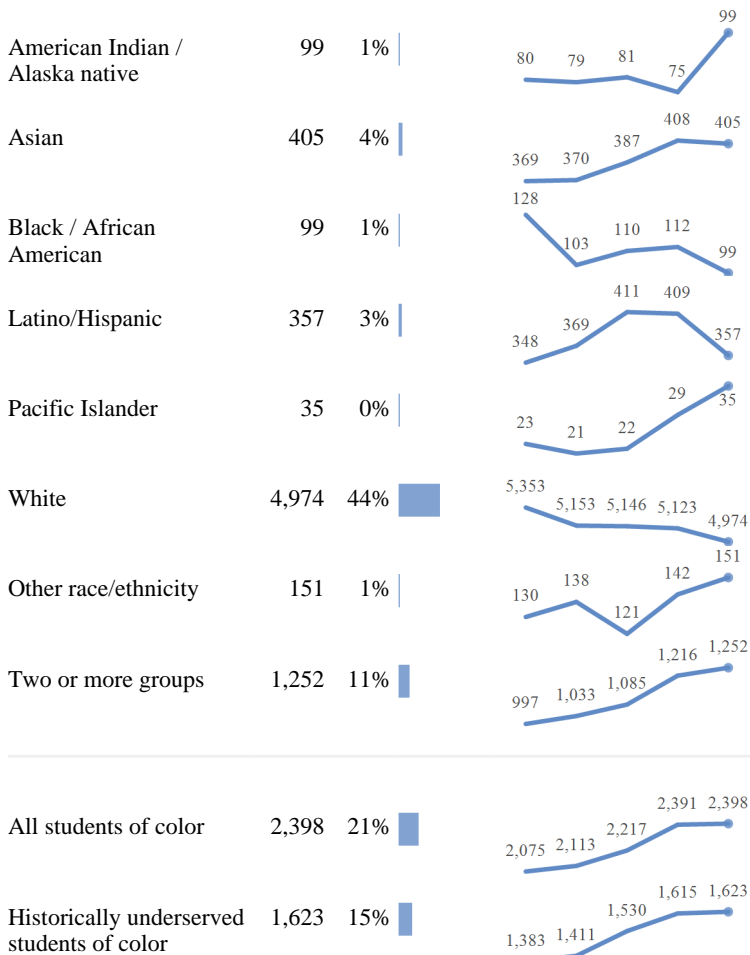


### Unduplicated headcount

2017-18  
# % of overall

Past 5 years  
#

#### Race/ethnicity

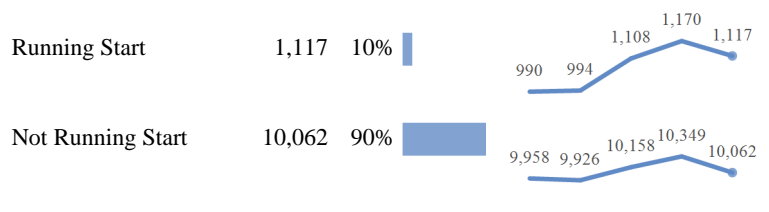


### Unduplicated headcount

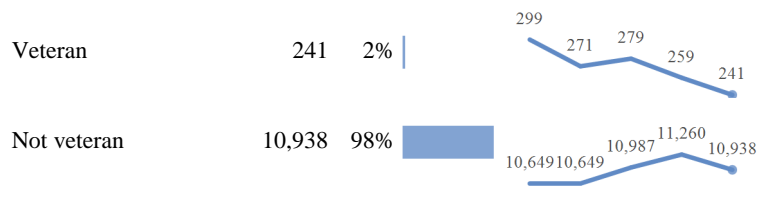
2017-18  
# % of overall

Past 5 years  
#

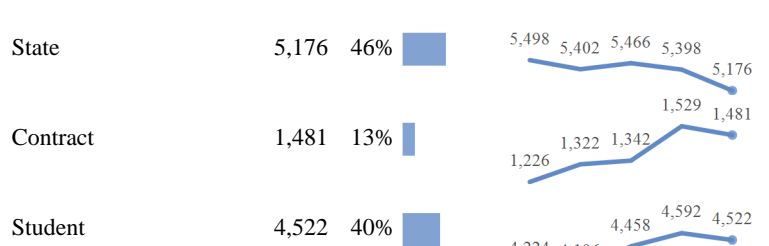
#### Running Start



#### Veterans



#### Funding source



#### Notes

Data included all students enrolled in any class at WCC, including community education.

Age categories reflect the average age of students for the quarters enrolled during the academic year.

Delivery method reflects the percent of online and face-to-face/hybrid credits taken by students during the academic year. Students who enrolled in only online courses are categorized as 100% online; students who enrolled in only face-to-face or hybrid courses are categorized as 100% face-to-face/hybrid; students who enrolled in at least one online course and one face-to-face/hybrid course are categorized as mixed. Independent learning courses are excluded from the calculations of online and face-to-face/hybrid percentages.

The disability category reflects students who have registered a disability with WCC or self-reported a disability during the application process.

Full-time/part-time status is determined by the number of quarters a student is enrolled as either full-time or part-time during the academic year (excluding summer). *Full-time*: at least two quarters are full-time. *Part-time*: at least two quarters are part-time. *Mixed*: one quarter is full-time and one quarter is part-time (attending only two quarters of the year). Students attending only one quarter are categorized as either full-time or part-time based on credits in that single quarter.

The race/ethnicity categories condense the three race/ethnicity fields on the admissions application into a single identifier per student. Students selecting only one race/ethnic code are identified with that group. Students selecting multiple race/ethnic codes are identified as 'Two or more groups'. International students are excluded from the race/ethnicity categories.

Students of color reflect students with at least one non-white race/ethnic code. The historically underserved students of color group represents students with at least one of the following race/ethnic codes: American Indian / Native Alaskan, Black / African American, Hispanic, or Pacific Islander. International students are excluded from students of color groups.

Funding sources reflect the primary funding source for the courses in which a student is enrolled during the year. If a student is enrolled in multiple categories within a year, the funding source is categorized using the following prioritization: 1 - State funded, 2 - Contract funded, 3 - Student funded.